

PONDICHERRY CENTRE FOR BIOLOGICAL SCIENCE AND EDUCATIONAL TRUST

Reg.No.2840/B4/2016 Pondicherry

GST IN: 33AADTP1541L1ZL

SUSTAINABLE RESEARCH FOR BETTERMENT OF MANKIND

The Pondicherry centre for Biological Science and Educational Trust (PCBS) facilitates our efforts to promote research, advance learning and amplify the Ideas of Science. The PCBS research team is dedicated in helping to utilize the physical and intellectual resources as well as technical infrastructure of PCBS to be devoted for research. Our goal is to expand learning opportunities for students at all levels in a variety of settings both on and off campus, as well as to promote the application of scientific research for the benefit of society.

PCBS believe that our success and growth was driven by the support and outstanding research performance of each and every client. We assure that PCBS will continue to offer the research community with research friendly environment, where the researchers can progress and develop their skill and competencies, collaboration with diverse professionals, share knowledge and enjoying a fulfilling research career.

Contact us

Pondicherry centre for biological science and Educational Trust
No 18/12, Rabbania Arabic College building annexe, Khaziyar Street,
Kottakuppam- 605104,
Vanur Taluk, Villupuram,
Tamil Nadu, India

No 18/12, Rabbania Arabic College building annexe, Khaziyar street,
Kottakuppam- 605104
Phone: 0413-2203530, 2966530; Mobile: 9787317300, 9443932405
E-mail:pcbsresearch@gmail.com; Website: www.pcbsindia.com,
www.pcbscience.webs.com

NITI Aayog



MINISTRY OF MICRO, SMALL & MEDIUM ENTERPRISES
UDYAM REGISTRATION NUMBER - UDYAM-TN-31-0005450

**PONDICHERRY CENTRE FOR BIOLOGICAL SCIENCE AND
EDUCATIONAL TRUST**

Reg.No.2840/B4/2016 Pondicherry

GST IN: 33AADTP1541L1ZL

SUSTAINABLE RESEARCH FOR BETTERMENT OF MANKIND



Sl.No	Study	Charge
<u>In-vitro trails using cell line models</u>		
1	Cytotoxicity study using MTT assay (Includes 5 different concentrations with triplicate test along with respective images of treated cells)	2000/sample/cell line/duration
2	Post MTT anti-proliferative studies [LDH, Real Time PCR (Caspase, P53, Bcl2 gene expression)]	14,000/Cell line/Drug/Gene expression
3	Caspase-3 calorimetric Assay (Exclusive of Cell culture and treatment)	2000/sample/concentration/duration
4	Dual staining (AO/EB) (Includes only control and cells treated with IC50 concentrations)	2400/sample/cell line/duration
5	DAPI staining (Includes only control and cells treated with IC50 concentrations)	2400/sample/cell line/duration
6	DCFDA staining for detection of ROS (Includes only control and cells treated with IC50 concentrations)	2400/sample/cell line/duration
7	DNA fragmentation (Includes only control and cells treated with IC50 concentrations)	2100/sample/cell line
8	Scratch wound or wound healing assay [2 durations (24 and 48 hrs)]	2000/sample/concentration
9	In-vitro anti neural damage study using SHSY5Y cell line model (Note: needs to be finalized after detailed discussion)	Enquire
10	Invitro Hepato protective activity assay using HepG2 cellline model (Note: needs to be finalized after detailed discussion)	Enquire

No 18/12, Rabbania Arabic College building annexe, Khaziyar street,
Kottakuppam- 605104

Phone: 0413-2203530, 2966530; Mobile: 9787317300, 9443932405

E-mail: pcbsresearch@gmail.com; Website: www.pcbsindia.com,

www.pcbscience.webs.com

NITI Aayog



NGO Darpan Unique ID - PY/2020/0270047



MINISTRY OF MICRO, SMALL & MEDIUM ENTERPRISES
UDYAM REGISTRATION NUMBER - UDYAM-TN-31-0005450

**PONDICHERRY CENTRE FOR BIOLOGICAL SCIENCE AND
EDUCATIONAL TRUST**

Reg.No.2840/B4/2016 Pondicherry

GST IN: 33AADTP1541L1ZL

SUSTAINABLE RESEARCH FOR BETTERMENT OF MANKIND



11	Anti diabetic study will include the following array of study (if the sample shows positive effect, it will be carried on to next individual step).	30,000/sample
	a) Step 1. Cytotoxicity assay on 3T3 fibroblast (5 concentrations as triplicate)	2000/sample
	b) Step 2. Differentiation of 3T3 fibroblast to adipocyte and subsequent treatment with test compound and oil red staining (1 concentrations as triplicate)	8000/sample
	c) Step 3. Glucose uptake study (2 concentrations as triplicate with 2 duration)	7000/sample
	d) Step 4. Gene expression study (PPAR γ , PI3K and Glut4 gene expression)	13000/sample/ concentration
12	Anti-inflammatory study using LPS induced RAW cell line:	24,000/sample
	a) Step 1. Cytotoxicity assay on RAW macrophage cell line (5 concentrations as triplicate)	2000/sample
	b) Step 2. LPS induction, MTT assay and NO quantification (Five different conc as triplicate)	3000/sample
	c) Step 3. Gene expression study (TNF α , IL6 and IL1 gene expression)	19000/sample/ concentration
13	Cell cycle analysis via PI - FACS analysis (One control and IC50 test concentration)	20,000/sample
14	Apoptosis analysis by Annexin- PI stained FACS (One control and IC50 test concentration)	26,000/sample

NITI Aayog

No 18/12, Rabbania Arabic College building annexe, Khaziyar street,
Kottakuppam- 605104

Phone: 0413-2203530, 2966530; Mobile: 9787317300, 9443932405

E-mail: pcbsresearch@gmail.com; Website: www.pcbsindia.com,

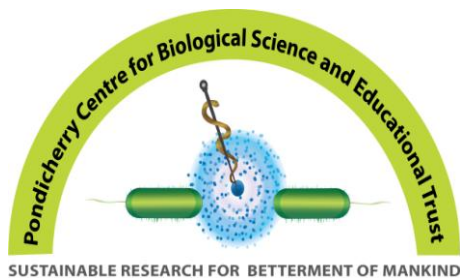
www.pcbscience.webs.com



MINISTRY OF MICRO, SMALL & MEDIUM ENTERPRISES
UDYAM REGISTRATION NUMBER - UDYAM-TN-31-0005450

NGO DARPAN

NGO Darpan Unique ID - PY/2020/0270047



PONDICHERRY CENTRE FOR BIOLOGICAL SCIENCE AND EDUCATIONAL TRUST

Reg.No.2840/B4/2016 Pondicherry

GST IN: 33AADTP1541L1ZL

SUSTAINABLE RESEARCH FOR BETTERMENT OF MANKIND

Sl.No	Study	Charge
<u>Microbial Platforms</u>		
15	Antimicrobial assay with disc/well diffusion method	200/plate
16	Biofilm study using crystal violet staining (Includes 5 different concentrations with triplicate)	1500/sample/microbe/ duration
17	Biofilm study using XTT reduction assay (Includes 5 different concentrations with triplicate)	2000/sample/microbe/ duration
18	SEM Fixation	1000/sample/pathogen
19	Minimal Inhibitory Concentration (MIC assay using Resazurin dye)	1500/sample/microbe/ duration
20	Time kill study (6 durations per concentration/sample)	7200/sample/microbe

NITI Aayog

No 18/12, Rabbania Arabic College building annexe, Khaziyar street,
Kottakuppam- 605104

Phone: 0413-2203530, 2966530; Mobile: 9787317300, 9443932405

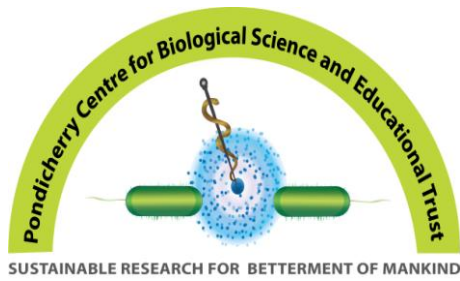
E-mail: pcbsresearch@gmail.com; Website: www.pcbsindia.com,

www.pcbscience.webs.com



MINISTRY OF MICRO, SMALL & MEDIUM ENTERPRISES
UDYAM REGISTRATION NUMBER - UDYAM-TN-31-0005450

NGO DARPAN
NGO Darpan Unique ID - PY/2020/0270047



PONDICHERRY CENTRE FOR BIOLOGICAL SCIENCE AND EDUCATIONAL TRUST

Reg.No.2840/B4/2016 Pondicherry

GST IN: 33AADTP1541L1ZL

SUSTAINABLE RESEARCH FOR BETTERMENT OF MANKIND

Sl.No	Study	Charge
<u>Molecular Biology platforms</u>		
21	Molecular identification of biological samples using barcode sequencing (includes sequencing, submission to NCBI database, phylogeny tree construction) Bacteria (16S rRNA) Fungi (ITS) Plant (matK or RBCL) Animal (COI)	3000/sample
22	Cell culture and treatment	1100/sample/cell line
23	RNA Extraction	800/ Sample
24	cDNA Synthesis (per three genes)	1300/sample
25	Gene expression analysis using real time PCR with from cDNA/gDNA and primers to be provided triplicate (To be planned based on discussion and background data)	800/gene/sample
26	SDS -PAGE	2000/sample
27	Agarose gel electrophoresis	700/sample

No 18/12, Rabbania Arabic College building annexe, Khaziyar street,
Kottakuppam- 605104

Phone: 0413-2203530, 2966530; Mobile: 9787317300, 9443932405

E-mail: pcbsresearch@gmail.com; Website: www.pcbsindia.com,

www.pcbscience.webs.com

NITI Aayog



NGO Darpan Unique ID - PY/2020/0270047



MINISTRY OF MICRO, SMALL & MEDIUM ENTERPRISES
UDYAM REGISTRATION NUMBER - UDYAM-TN-31-0005450

**PONDICHERRY CENTRE FOR BIOLOGICAL SCIENCE AND
EDUCATIONAL TRUST**

Reg.No.2840/B4/2016 Pondicherry

GST IN: 33AADTP1541L1ZL

SUSTAINABLE RESEARCH FOR BETTERMENT OF MANKIND



Sl.No	Study	Charge
<u>Biochemical Studies</u>		
28	DPPH radical scavenging activity (Includes 5 different concentrations with triplicate)	600/sample
29	Nitric Oxide Radical Scavenging Activity (Includes 5 different concentrations with triplicate)	600/sample
30	Superoxide Anion Radical Scavenging Activity (Includes 5 different concentrations with triplicate)	600/sample
31	Hydroxyl Radical Scavenging Activity (Includes 5 different concentrations with triplicate)	600/sample
32	Total Reducing Power assay (Includes 5 different concentrations with triplicate)	600/sample
33	FRAP assay (Includes 5 different concentrations with triplicate)	1000/sample
34	Lipid peroxidation assay (Includes 5 different concentrations with triplicate)	1500/sample
35	Superoxide Dismutase	800/sample
36	Catalase assay	600/sample
37	Peroxidase assay	600/sample
38	Alkaline phosphatase	600/sample
39	Lactate Dehydrogenase	600/sample
40	Protein Estimation	600/sample
41	Hydrogen peroxide assay	600/sampl

No 18/12, Rabbania Arabic College building annexe, Khaziyar street,
Kottakuppam- 605104

Phone: 0413-2203530, 2966530; Mobile: 9787317300, 9443932405

E-mail: pcbsresearch@gmail.com; Website: www.pcbsindia.com,

www.pcbscience.webs.com

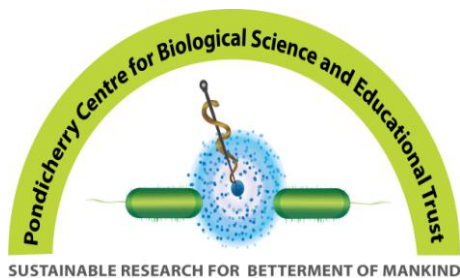
NITI Aayog



NGO Darpan Unique ID - PY/2020/0270047



MINISTRY OF MICRO, SMALL & MEDIUM ENTERPRISES
UDYAM REGISTRATION NUMBER - UDYAM-TN-31-0005450



PONDICHERRY CENTRE FOR BIOLOGICAL SCIENCE AND EDUCATIONAL TRUST

Reg.No.2840/B4/2016 Pondicherry

GST IN: 33AADTP1541L1ZL

SUSTAINABLE RESEARCH FOR BETTERMENT OF MANKIND

42	Alpha glucosidase inhibition assay (Includes 5 different concentrations with triplicate)	2500/sample
43	Alpha Amylase inhibition assay (Includes 5 different concentrations with triplicate)	2000/sample
44	Aldose reductase inhibition assay (includes 5 different concentrations with triplicate)	10000/sample
45	Antiproteinase assay (includes 5 different concentrations with triplicate)	1000/sample
46	Bovine serum albumin Protein Denaturation assay (includes 5 different concentrations with triplicate)	1000/sample
47	Heat-Induced Hemolysis assay	1000/sample
48	Phytochemical analysis(Qualitative method)	50 /sample for each phytochemical
49	Solvent extraction work(plant/microbial)	1000/sample/solvent
50	Total Phenolics quantification	1000/sample
51	Total Flavonoid quantification	1000/sample

NITI Aayog

No 18/12, Rabbania Arabic College building annexe, Khaziyar street,
Kottakuppam- 605104

Phone: 0413-2203530, 2966530; Mobile: 9787317300, 9443932405

E-mail: pcbsresearch@gmail.com; Website: www.pcbsindia.com,

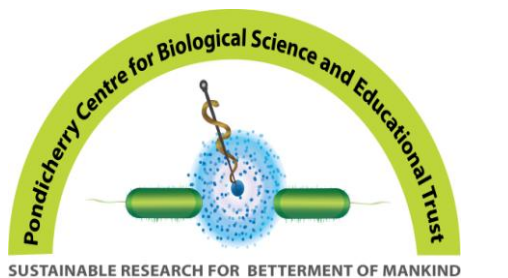
www.pcbscience.webs.com



MINISTRY OF MICRO, SMALL & MEDIUM ENTERPRISES
UDYAM REGISTRATION NUMBER - UDYAM-TN-31-0005450

NGO DARPAN

NGO Darpan Unique ID - PY/2020/0270047



**PONDICHERRY CENTRE FOR BIOLOGICAL SCIENCE AND
EDUCATIONAL TRUST**

Reg.No.2840/B4/2016 Pondicherry

GST IN: 33AADTP1541L1ZL

SUSTAINABLE RESEARCH FOR BETTERMENT OF MANKIND

Sl.No Study Charge

Computational Platforms for Biological Research

52	In-silico docking (Autodock tool) and modelling	Enquire
53	Phylogenetic tree	Enquire
54	Computational identification of miRNAs	Enquire

Research platforms with animal models

55	In-vivo Anti diabetic study (Note: needs to be finalized after detailed discussion)	Enquire
56	In-vivo Anti-inflammatory study (Note: needs to be finalized after detailed discussion)	Enquire
57	In-vivo Anti-arthritic study (Note: needs to be finalized after detailed discussion)	Enquire

NITI Aayog

NGO DARPAN
NGO Darpan Unique ID - PY/2020/0270047

No 18/12, Rabbania Arabic College building annexe, Khaziyar street,
Kottakuppam- 605104

Phone: 0413-2203530, 2966530; Mobile: 9787317300, 9443932405

E-mail: pcbsresearch@gmail.com; Website: www.pcbsindia.com,

www.pcbscience.webs.com

MSME

MINISTRY OF MICRO, SMALL & MEDIUM ENTERPRISES
UDYAM REGISTRATION NUMBER - UDYAM-TN-31-0005450